

Theme 9

PHONIC LESSON 2



CONTENTS

01
WARM
UP

02
REVIEW

03
PHONICS

04
GAME



WARM UP




REVIEW






CHECK



CHECK




CHECK





CHECK





Pick up y

CHECK





Pick up y

CHECK



CHECK





~~Drink~~

CHECK




PHONICS





Listen and repeat. Trace.



B Listen and repeat. Write.



z z **Z**ebra





z z **Z**oo






Sing.



This is a  ,

z, z,  .

This is a  ,

z, z, z.




D Listen and jump. 



REVIEW PHONIC




E Listen and repeat.





Listen and point.



G Put a (✓) or a (✗).

Example:


1

Vv



2

Vv

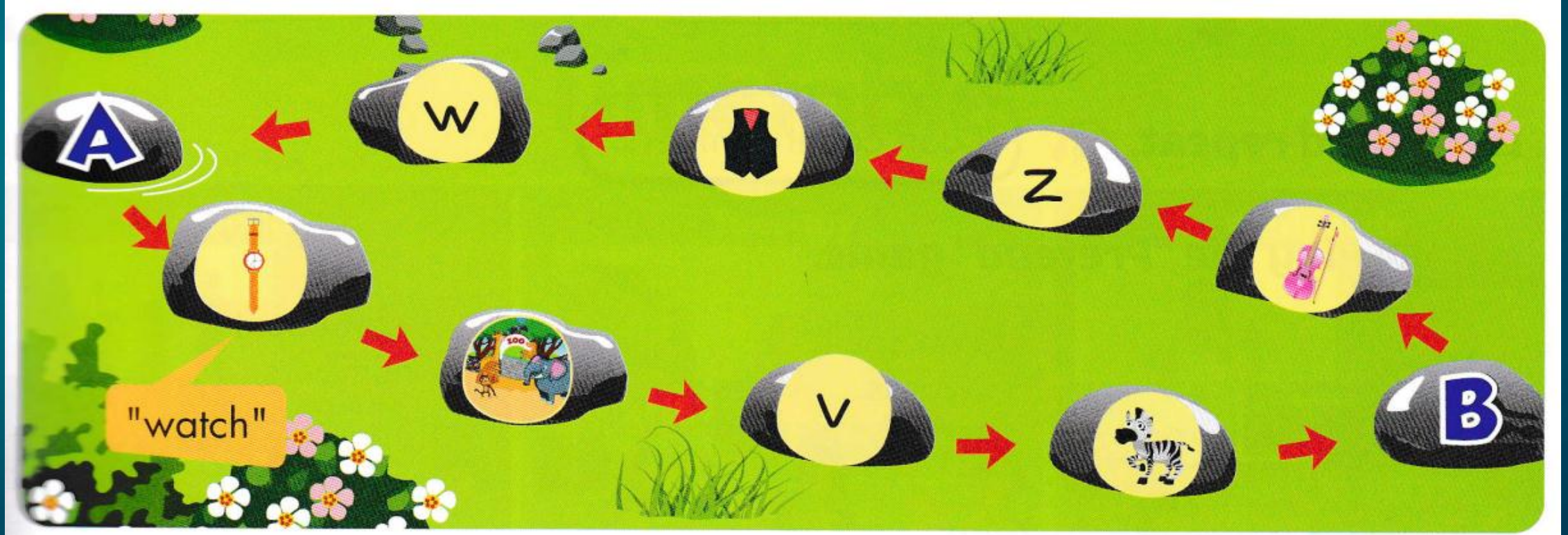


3

Ww



H Play "Stepping stones."



GAME TIME



Tug of war for children



What is it?




zoo

zebra

WHO IS RIGHT?

NEXT



What is it?




zoo

zebra

WHO IS RIGHT?

NEXT



Listen and choose




vest

window

WHO IS RIGHT?

NEXT



Listen and choose




watch

window

WHO IS RIGHT?

NEXT



What is the beginning
sound of the picture?




W

Z

WHO IS RIGHT?

NEXT




Look and choose vest



WHO IS RIGHT?

NEXT




Listen and choose **violin**



WHO IS RIGHT?

NEXT



What is the beginning
sound of the picture?




W

Z

WHO IS RIGHT?

NEXT



What is the beginning
sound of the picture?




z

w

WHO IS RIGHT?

NEXT



What is the ending
sound of the picture?




W

Z

WHO IS RIGHT?

NEXT



**THANK
YOU**

